

## **DEFENSE AGAINST AN ARMED OPPONENT (*Dae Moogi*)**

Defense against an armed opponent requires the ultimate in technique. At this point it is necessary to caution students that though someone who has fully developed speed, balance, power, tactics and self-confidence may possibly defend against a knife, club, bayonet or staff it requires the highest degree of expertise to defend against a gun.

If it is necessary for the defender to take more than two steps to reach his opponent, especially if he is an observant gunman, then the technique will fail.

The following points must be borne in mind when defending against an armed opponent.

1. If a dodge is employed, move away from the direction the weapon is facing, except in the case of straight stab or thrust, in order to avoid being stabbed or cut.

2. Gauge your distance precisely. Dodging too far from your opponent may make it impossible to execute a counter-attack in time. Against a bayonet or staff, lengthen your strike during the dodge so that opponent will find it necessary to take an extra step for a combination movement.

Compensate for this increased distance by positioning yourself for an instant spring to cover the extra step in a single bound.

3. Blocking should be executed against the attacking arm or hand, rather than the weapon itself, when defending against a knife or club.

## A. Against a Dagger (*Dae Dando*)

### 1. Slashing to the head



**Y:** Walking stance obverse rising block with the left forearm while moving into the thrust.



**Y:** Middle reverse punch with the right fist.

**Y:** L-stance forearm guarding block while dodging to the rear in a shifting motion, maintaining the same stance.

**Y:** Low turning kick with the right foot while moving the left foot to AD.



**Y:** Rear foot stance forearm guarding block moving the left foot to BD.



**Y:** Middle side piercing kick with the right foot.



**Y:** Right L-stance, moving the right foot to B.



**Y:** Right L-stance in a sliding motion to B.



**Y:** Flying outward strike with the left knife-hand.



**Y:** Right L-stance reverse rising block with the left outer forearm while moving into the thrust.



**Y:** High punch with the right fist, maintaining the same stance.



**Y:** Walking stance rising block with an X-fist while moving into the thrust.



**Y:** Flying reverse turning kick with the right foot.

**Y:** Dodging front snap kick with the right foot while flying away from the opponent to B.

**Y:** L-stance reverse rising block with the right knife-hand while moving into the thrust.



**Y:** Turning kick with the left knee, moving the right foot to C.



**Y:** Right L-stance forearm guarding block.



**Y:** Walking stance rising block with an X-knife-hand.



**Y:** Middle side thrusting kick with the right foot.



**Y:** Grab the opponent's right wrist with both hands, and then twist it clockwise.

## 2. Slashing to the stomach



**Y:** Grab the opponent's right arm with the left hand while forming a sitting stance, moving the right foot to **B**.

**Y:** Strike the opponent's wrist with the right knife-hand while grabbing his under forearm with the left hand.

**Y:** Grab the opponent's right arm with both hands, and then twist it counter-clockwise.



**Y:** Right rear foot stance, moving the right foot to **D**.

**Y:** Flying reverse turning kick with the right foot.



**Y:** Right L-stance in a sliding motion to BC.



**Y:** Hooking kick with the right foot.

**Y:** Low front snap kick with the same foot consecutively.



**Y:** Crescent kick with the right foot.

**Y:** High side strike with the right back fist while forming a right X-stance in a jumping motion.





**Y:** Flying low turning kick with the right foot.

**Y:** Crescent kick with the left foot.



**Y:** Left L-stance dodging to BD.



**Y:** L-stance middle obverse thrust with the right flat fingertip lowering the left foot to A.



**Y:** Flying side piercing kick with the right foot.

**Y:** Dodging to B in a shifting motion while maintaining the same stance.



**Y:** Mid-air strike with the right knife-hand.



**Y:** Right L-stance while moving the left foot to B in a sliding motion.



**Y:** Inward block with the left palm while forming a right rear foot stance, pulling the left foot.



**Y:** Flying side thrusting kick with the right foot.



**Y:** Dodging reverse turning kick with the right ball of the foot while flying away from the opponent to BD.

### 3. Inward slash

**Y:** Left rear foot stance forearm guarding block, pulling the right foot.



**Y:** Low front snap kick with the right foot.

**Y:** Dodging to the rear in a shifting motion, maintaining the same stance.



**Y:** Low side piercing kick with the right foot while skipping with the left foot.



**Y:** Parallel stance, moving the right foot.



**Y:** Flying middle punch with the left fist.



**Y:** Upset punch with the same fist in a consecutive motion.

**Y:** Left rear foot stance forearm guarding block, pulling the right foot.

**Y:** Right L-ready stance in a sliding motion to B.



**Y:** Pick-shape kick with the left foot.



**Y:** Flying outward vertical kick with the right foot.

**Y:** Sitting stance, moving the right foot.

**Y:** Side pushing kick with the left foot.



**Y:** Left rear foot stance forearm guarding block, moving the left foot to the rear.

**Y:** Walking stance high side reverse block with the left knife-hand while moving into the thrust.

**Y:** High turning kick with the right foot.





**Y:** Right rear foot stance knife-hand guarding block, moving the right foot to BC.



**Y:** Flying front snap kick with the right foot.



**Y:** Mid-air kick with the right foot.

#### 4. Outward slash

**Y:** Pushing block with the left palm while forming a sitting stance, moving the left foot to A.



**Y:** Right rear foot stance forearm guarding block in a sliding motion to AD.



**Y:** Flying side turning kick with the right instep.



**Y:** Middle side piercing kick.



**Y:** Pressing kick with the same foot consecutively.



**Y:** Fixed stance reverse punch with the left fist while sliding forward.



**Y:** Flying low turning kick with the right foot.

## B. Against a Bayonet (*Dae Chong Gum*)

Initially, dodging motion should be executed at a close range to insure one is able to avoid the attack and respond instantly with a counter-attack without taking extra steps.



- X: Bayonet thrust to the solar plexus.
- Y: Dodging to D, forming a left rear foot stance.



- Y: Flying side piercing kick with the right foot.

- X: Bayonet thrust to the solar plexus.
- Y: Right rear foot stance, moving the left foot to D.



- Y: Flying reverse turning kick with the left foot.



**X:** Bayonet thrust to the throat.

**Y:** Right L-stance while dodging to B in a sliding motion.



**Y:** Hooking kick to the barrel with the right foot.



**Y:** Middle side piercing kick with the right foot.

**X:** Butt stroke to the chest.

**Y:** Turning kick with the right foot while moving the left foot to D.

**X:** Butt stroke to the chest.

**Y:** Right rear foot stance, moving the right foot to B C.



**Y:** High outward strike with the right knife-hand while forming a left X-stance lowering the right foot to A in a stamping motion.



**Y:** Low reverse turning kick with the right foot.

**X:** Butt stroke to the face.

**Y:** Rising block with an X-fist while forming a sitting stance.

**Y:** Grab the butt with both hands, and then twist it clockwise.



**X:** Upper butt stroke.

**Y:** Right rear foot stance, pulling the right foot.



**Y:** Dodging side front kick with the right foot while flying away from the opponent to B.

**X:** Bayonet thrust to the throat.

**Y:** Block the barrel with the right knife-hand while forming a left walking stance, moving the left foot to B.





- X:** Upper butt stroke.
- Y:** Right rear foot stance forearm guarding block, moving the right foot to B.

**Y:** Front rising kick to the butt with the left foot.



**Y:** High side strike with the left back fist while forming a left X-stance in a jumping motion to A.



**Y:** Grab the barrel with both hands.

**Y:** Twist it clockwise.



**X:** Side butt stroke.

**Y:** L-stance reverse outward block with the left knife-hand, moving the right foot to B.



**Y:** Grab the barrel with both hands while forming a sitting stance, moving the right foot to A.



**Y:** Turning kick with the left knee while twisting the barrel clockwise with both hands.



**X:** Side butt stroke.

**Y:** Side rising kick with the left foot.



**Y:** Side rising kick with the left foot, and then lower it to the right foot.



**Y:** Flying side front snap kick with the right foot.



**X:** Side slash with a bayonet.

**Y:** Right rear foot stance knife-hand guarding block in a sliding motion to B.

**Y:** Grab the barrel with both hands while moving in to the slash.

**Y:** High thrust with the left flat fingertip while pushing the barrel with the right hand, forming a low stance.

**X:** Side slash with a bayonet.

**Y:** Right L-stance forearm guarding block in a sliding motion to B.

**Y:** Knife-hand side block while forming a walking stance, slipping the left foot.

**Y:** Flying side punch with the left fist.



**C. Against a Club (*Dae Gonbong*)**

**X:** Front downward strike toward the forehead.

**Y:** Rising block with an X-fist while forming a parallel stance, moving the left foot.

**Y:** Middle front snap kick with the right foot.



**X:** Front downward strike toward the forehead.

**Y:** Left L-stance forearm guarding block.

**Y:** Flying middle punch with the right fist.




**X:** Inward strike toward the head.

**Y:** Side block with the left knife-hand while forming a left walking stance, moving the left foot to A.



**Y:** Right high elbow strike while forming a parallel stance, moving the right foot.



**X:** Inward strike toward the head.

**Y:** Left rear foot stance forearm guarding block, pulling the right foot.

**Y:** Right side elbow thrust while forming a right L-stance, moving the right foot to A in a sliding motion.



**X:** Front downward strike toward the forehead.

**Y:** Rising block with the left knife-hand while forming a right L-stance, moving the left foot to A.

**Y:** Dodging turning kick with the right instep while flying away from the opponent to B.



**X:** Outward strike toward the neck.

**Y:** Right L-stance forearm guarding block, moving the right foot to B.

**Y:** Mid-air strike with the right back fist.



**X:** Outward strike toward the head.

**Y:** Reverse side block with the right knife-hand while forming a left rear foot stance, pulling the right foot.

**Y:** Middle side piercing kick with the right foot.



**X:** Outward strike toward the ribs.

**Y:** Checking block with a twin straight forearm while forming a left X-stance, bringing the right foot behind the left foot.

**Y:** Outward strike with the right knife-hand while flying to AD.



**X:** Right L-stance.

**Y:** Left L-stance forearm guarding block.

**X:** Outward strike toward the head.

**Y:** Flying reverse turning kick with the left foot.



**X:** Outward strike toward the head.

**Y:** Middle side thrust with the right flat fingertip while forming a sitting stance, moving the right foot to A.




**X:** Outward strike toward the head.

**Y:** Outward vertical kick with the right foot.

**D. Against a Pole (*Dae Mongdung-I*)**

**Inward strike**



**Y:** High side piercing kick with the left foot, supporting the body with both hands.




**X:** Inward strike to the ribs.

**Y:** Right rear foot stance forearm guarding block in a sliding motion to B.



**Y:** Flying reverse turning kick with the right foot.





**Thrusting to the solar plexus**

**Y:** Downward block with the left forearm while forming a right rear foot stance, moving the right foot to D.

**Y:** Low reverse turning kick with the right foot.



**Y:** Crescent kick with the left foot.



**Y:** High side strike with the left back fist while forming a left X-stance, lowering the left foot to A in a jumping motion.





Thrusting to the throat



Y: Dodging to D while forming a parallel stance.

Y: Inward strike with the right knife-hand while flying.



Y: High front block with the right palm while forming a sitting stance, moving the left foot to C.


Y: Middle outward cross-cut with the right flat fingertip while flying.



**Front downward stroke toward  
the forehead**



**Y:** U-shape grasp while forming a right fixed stance.



**Y:** Rising block with an X-fist while moving into the stroke.



**Y:** Grab the pole with both hands, and then twist it counter-clockwise.



**Y:** Reverse hooking kick with the right foot while holding the pole with the right hand.



Upper stroke toward the chin

**Y:** Pressing block with an X-fist while forming a right walking stance, moving the left foot to B.

**Y:** High reverse turning kick with the left ball of the foot while flying.



**Y:** Right L-stance U-shape block.



**Y:** Dodging turning kick with the right foot while flying away from the opponent to D.



**Lateral stroke toward the face**



**Y:** Checking block with a twin straight forearm while moving into the stroke.

**Y:** Upset punch with the middle knuckle fist while forming a sitting stance, moving the right foot to A.



**Y:** L-stance knife-hand side block.

**Y:** Back fist side strike forming a X-stance in a jumping motion.



Lateral stroke toward the legs



Y: Jumping.



Y: Mid-air kick (360 degrees) with the right foot.



Y: Mid-air strike (180 degrees) with the right knife-hand.



Y: Right L-stance knife-hand guarding block.

Y: Flying middle punch with the left fist.



### E. Defense Against a Pistol (*Dae Gwon Chong*)

Any sparring technique can be applied directly against a pistol, however, one must be realistic. Only at a very close range, or when the opponent is pulling the pistol from concealment, or sighting the weapon can the defense techniques illustrated on the preceding pages be used.

A deception or feint can be perhaps a defender's best defense but the defender must be very quick while executing the manoeuver.